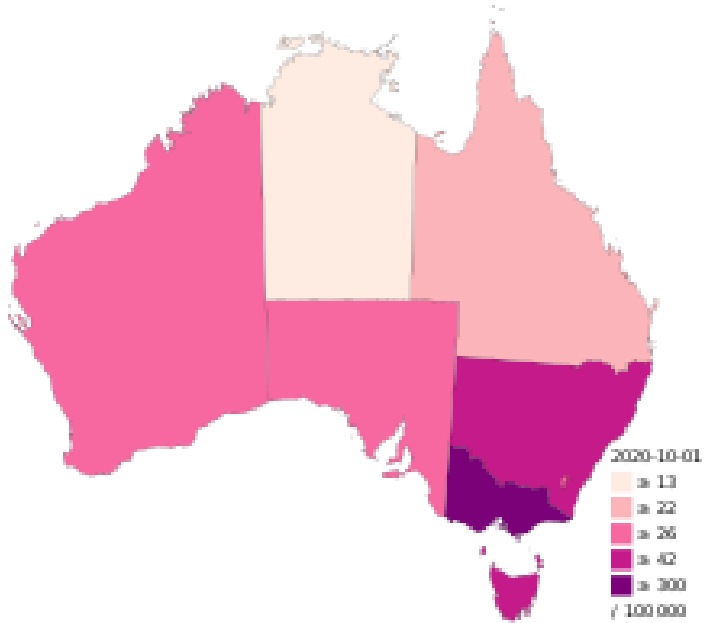


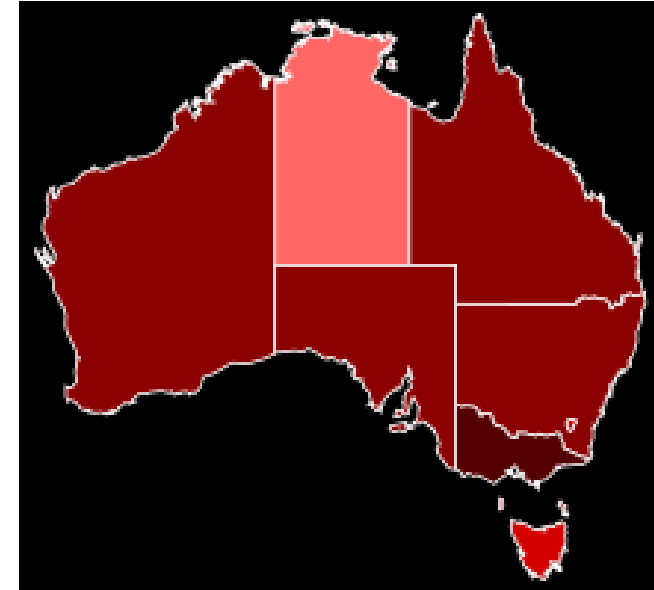
Coronavirus (COVID-19) in Australia

The **COVID-19 pandemic** in Australia is part of the ongoing worldwide pandemic of the coronavirus disease 2019 (COVID-19) caused by severe acute respiratory syndrome coronavirus 2 (SARS-CoV-2). **The first confirmed case** in Australia was identified on **25 January 2020**, in Victoria, when a man who had returned from Wuhan, China, tested positive for the virus.

COVID-19 pandemic in Australia



Confirmed cases per 100,000 residents by state or territory



Confirmed cases of COVID-19 by state or territory

- 5000+ confirmed cases
- 500–4999 confirmed cases
- 50–499 confirmed cases
- 5–49 confirmed cases

Australian borders were closed to all non-residents on 20 March. Social distancing rules were imposed on 21 March, and state governments started to close 'non-essential' services. "Non-essential services" included social gathering venues such as pubs and clubs but unlike many other countries did not include most business operations such as construction, manufacturing and many retail categories. The number of new cases initially grew sharply, then levelled out at about 350 per day around 22 March, and started falling at the beginning of April to under 20 cases per day by the end of the month.

A second wave of infections emerged in Victoria during May and June, which was attributed to an outbreak at a Melbourne hotel used for quarantining international arrivals. The second wave was much more widespread and deadlier than the first; at its peak, the state had over 7,000 active cases. The wave ended with zero active cases being recorded on October 26.

As of 9 November 2020, Australia has reported 27,668 cases, 25,287 recoveries, and 907 deaths, with Victoria accounting for nearly 75 percent of cases and 90 percent of fatalities. Compared to other Western countries, notably the United States and European countries, Australia's handling has been praised for its effectiveness and fast-forward reactions, although there was some criticism of overconfidence following the second outbreak.

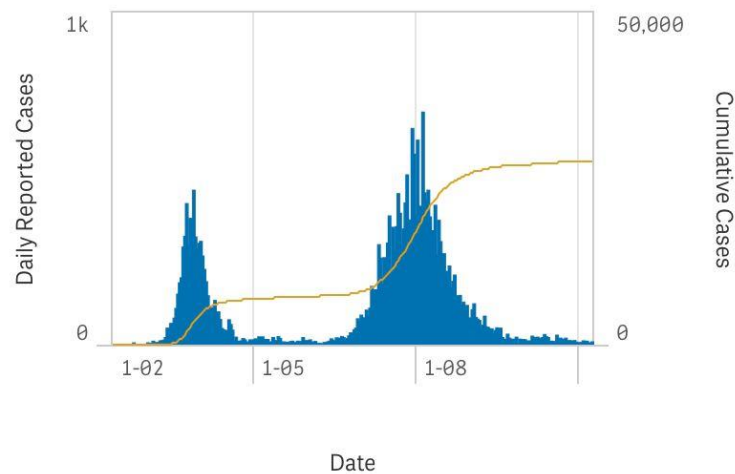
All reliable information about the situation of COVID-19 in Australia can be found at
Australian Government Department of Health
<https://www.health.gov.au/>

All statistics on COVID-19 can be viewed at the link <https://www.health.gov.au/news/health-alerts/novel-coronavirus-2019-ncov-health-alert/coronavirus-covid-19-current-situation-and-case-numbers>

Daily and cumulative number of reported COVID-19 cases in Australia

This graph shows the total number of newly confirmed COVID-19 cases reported each day by states and territories and the cumulative number of confirmed COVID-19 cases reported over time. These figures are collated and updated by 9pm AEST and reflect the previous 24 hours.

Source: Department of Health, States & Territories Report 9/11/2020



Cases by source of infection

Australian COVID-19 cases by source of infection

This table shows the sources of infection as a percentage of total confirmed COVID-19 cases that have been reported in Australia since 22 January 2020.

Source: Department of Health, States & Territories Report 9/11/2020

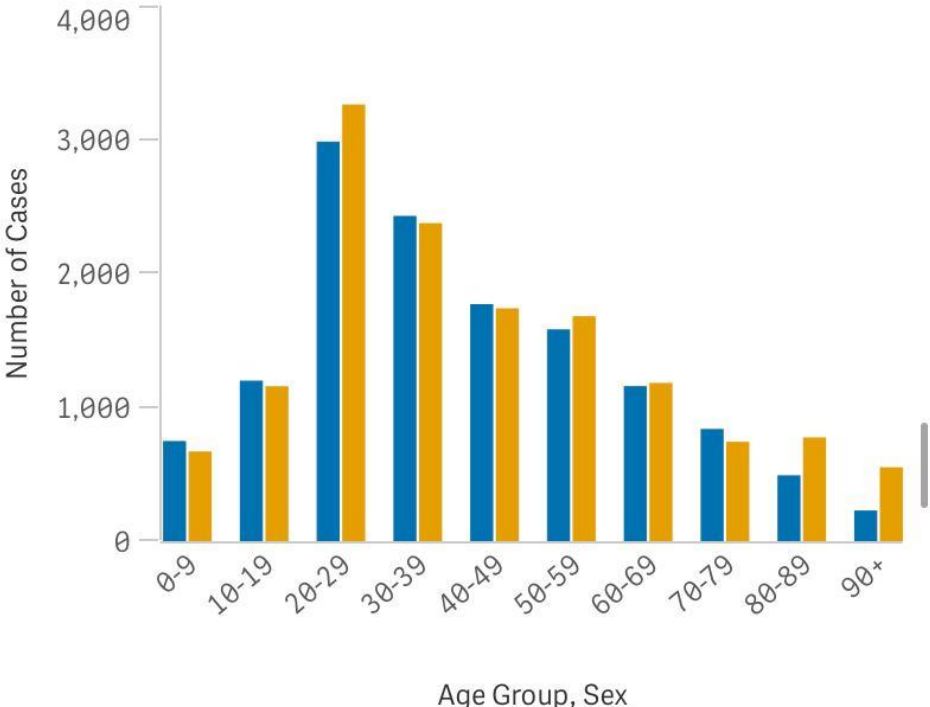
Source of Infection	Cases	%
Overseas	5,614	20.3%
Locally acquired - contact not identified	4,888	17.7%
Locally acquired - contact of confirmed case	17,166	62.0%
Under investigation	0	0.0%

Cases and deaths by age and sex

COVID-19 cases by age group and sex

This graph shows the number of confirmed COVID-19 cases for males and females by age group since 22 January 2020.

Source: NNDSS data 9/11/2020

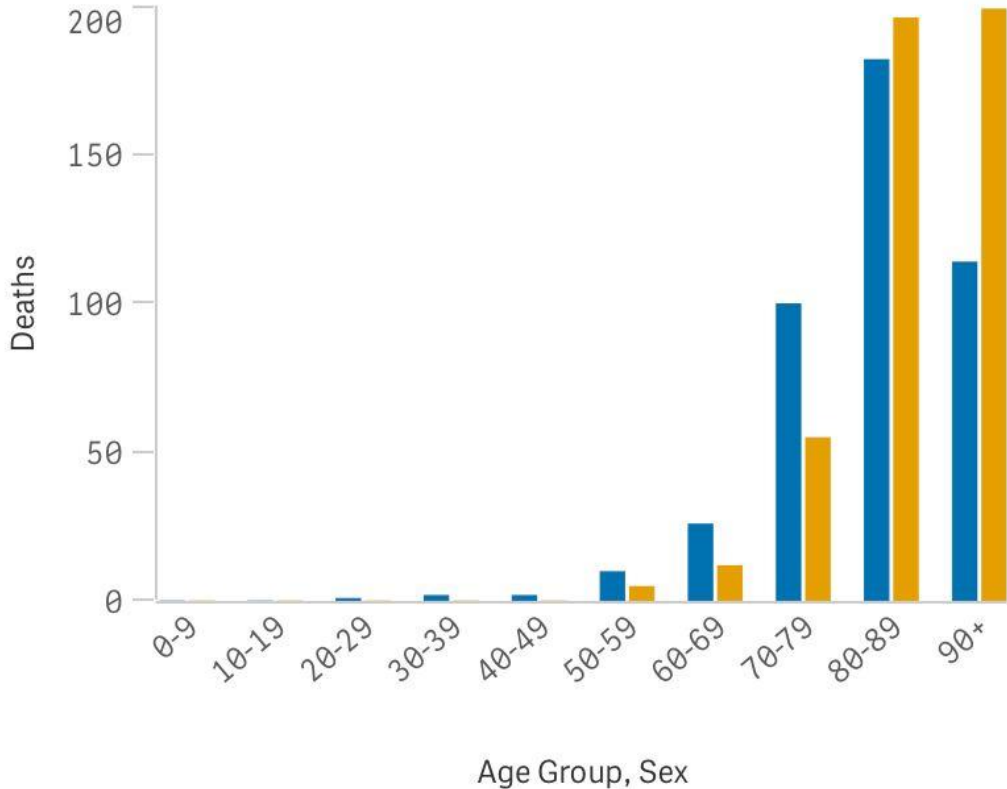


The total number of cases in this chart may be less than what is reported due to delays in notification to the National Notifiable

COVID-19 deaths by age group and sex

This graph shows the number of COVID-19 associated deaths for males and females by age group since 22 January 2020.

Source: NNDSS data 9/11/2020



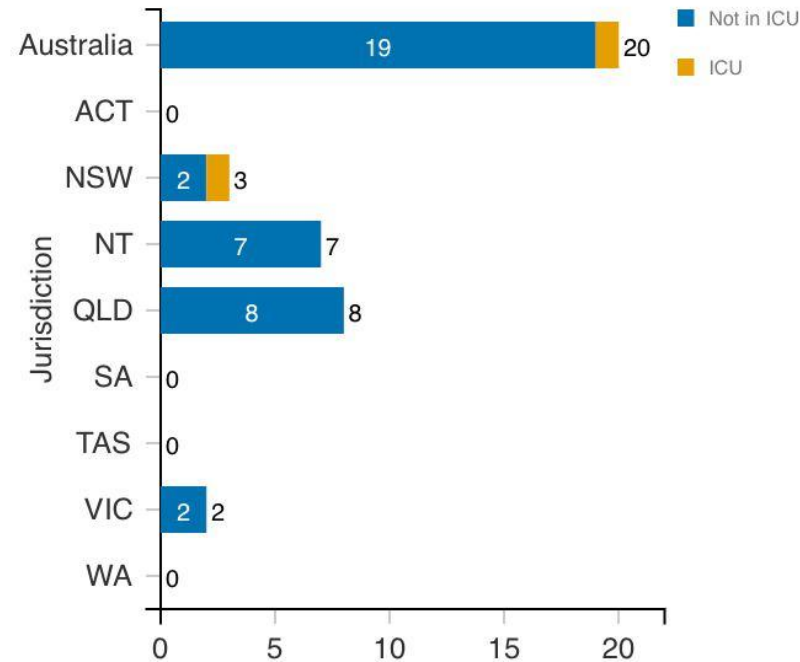
The total number of deaths in this chart may be less than what is reported due to delays in notification to the National Notifiable

Cases admitted to hospitals

Current COVID-19 cases in hospitals and Intensive Care Units (ICUs)

This graph shows the number of COVID-19 cases currently admitted to hospital, including cases in ICUs, in Australia and each state and territory.

Source: Department of Health, States & Territories Report 9/11/2020



Coronavirus (COVID-19) health alert

<https://www.health.gov.au/news/health-alerts/novel-coronavirus-2019-ncov-health-alert>

If you're concerned

You can call the National Coronavirus Helpline for information and advice about COVID-19.



National Coronavirus Helpline

Call this line if you are seeking information on coronavirus (COVID-19) or help with the COVIDSafe app. The line operates 24 hours a day, seven days a week.

 [1800 020 080](tel:1800020080)


[View contact](#)



Translating and Interpreting Service (TIS National)

TIS National is for people who do not speak English and for agencies and businesses that need to communicate with their non-English speaking clients.

 [131 450](tel:131450)

 [Translating and Interpreting Service \(TIS National\)](#)

[View contact](#)

Current status

The situation changes often. Stay up to date with the latest information about the spread of COVID-19 and the steps being taken to slow the spread.

Daily case and situation updates

See daily reports on [COVID-19 case numbers and the current situation](#) in Australia and overseas.

We are no longer displaying the 'at a glance' infographic on this page. Instead, you can [view the daily infographics on the collection page](#).

News and media

Keep up to date with [our COVID-19 news and media](#) or see our [COVID-19 resources](#).

For more COVID-19 news and media across all of government go to australia.gov.au



[COVIDSafe app](#)

The COVIDSafe app is a tool that helps identify people exposed to coronavirus (COVID-19). This helps us support and protect you, your friends and family. Please read the content on this page before downloading.



[Coronavirus Australia app](#)

Stay up to date with official information and advice about the coronavirus (COVID-19) situation. You can check your symptoms and get notified when urgent information and updates are published.



[Australian Government WhatsApp channel for COVID-19](#)

Join our COVID-19 WhatsApp channel to learn the latest on Australia's response to coronavirus (COVID-19). If you're already a WhatsApp user you can send a message to the channel to connect. If you don't have WhatsApp, download the app to join the channel.

TAKE CARE OF YOURSELF AND STAY SAFE

